
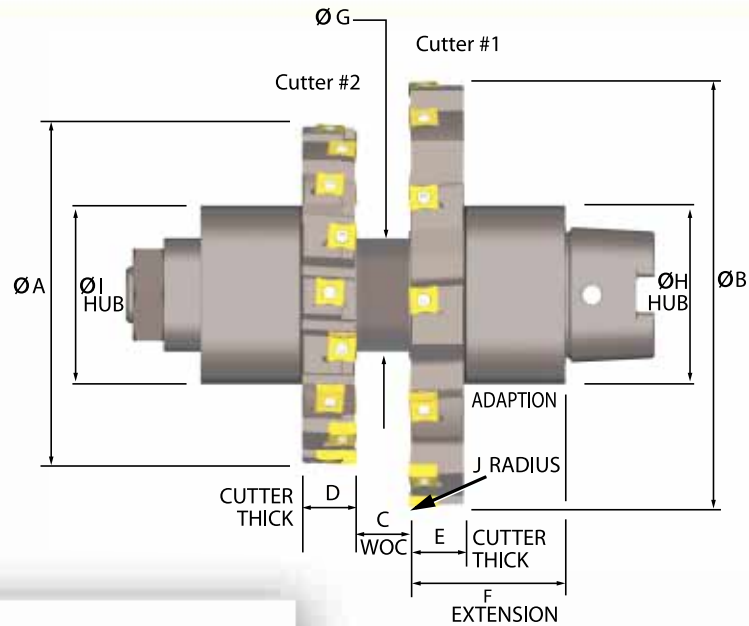


*MODIFIED STANDARDS AND SPECIALS
PRODUCT WORKSHEETS
- APPENDIX -*



THIS PAGE MAY BE COPIED AND VARIABLES FILLED IN TO COMMUNICATE BASIC DESIGN REQUIREMENTS



VARIABLE FEATURES

- A: _____
- B: _____
- C: _____
- D: _____
- E: _____
- F: _____
- G: _____
- H: _____
- I: _____
- J: _____

CHECK MEASUREMENT
UNITS USED:

- INCH
- MM

STRADDLE MILLING FULL SIDE MILLING

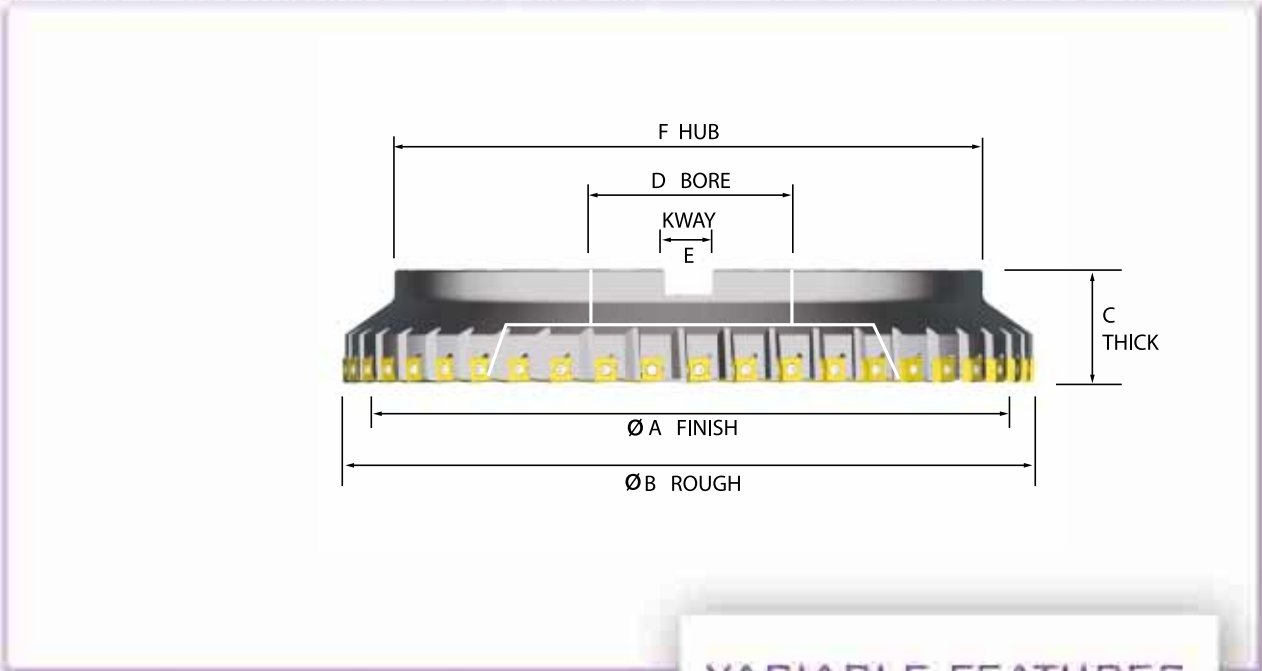
CUTTER # 1 QUANTITY OF INSERTS: _____
 CUTTER # 2 QUANTITY OF INSERTS: _____
 ADAPTION STYLE: _____

APPLICATION DATA

WORKPIECE MATERIAL: _____
 AVG. AXIAL DDD: _____
 RPM: _____
 FEED RATE: _____
 MACHINE TYPE: _____
 MACHINE H.P.: _____
 MAX. TOOL ASBY. WEIGHT: _____

REMARKS

THIS PAGE MAY BE COPIED AND VARIABLES FILLED IN TO COMMUNICATE BASIC DESIGN REQUIREMENTS



COMBINATION FINISH FACE MILL

PROPOSED QUANTITY OF ROUGHER INSERTS: _____

PROPOSED QUANTITY OF FINISHER INSERTS: _____

ROUGHER L-NEST PROTECTION/ ADJUSTMENT REQUESTED: YES NO

COOLANT MANIFOLD REQUESTED: . . YES NO

APPLICATION DATA

WORKPIECE MATERIAL: _____

AVG. AXIAL BORE: _____

RPM: _____

FEED RATE: _____

MACHINE TYPE: _____

MACHINE H.P.: _____

MAX. TOOL ASBY. WEIGHT: _____

REMARKS

VARIABLE FEATURES

A: _____

B: _____

C: _____

D: _____

E: _____

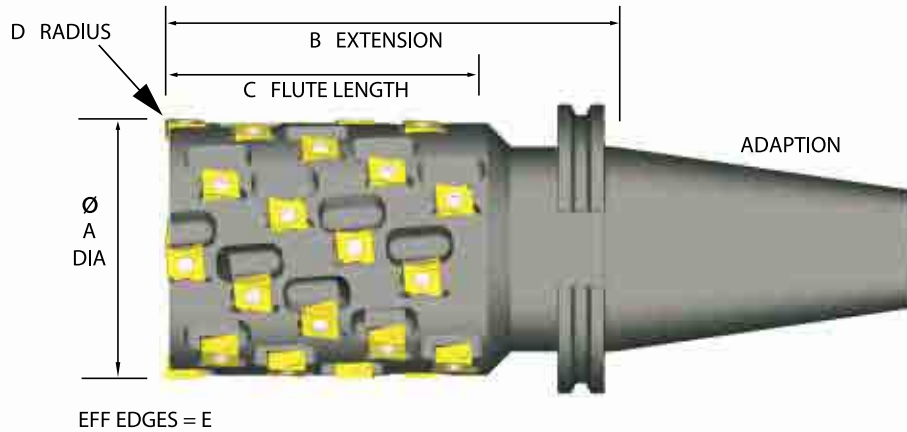
F: _____

CHECK MEASUREMENT UNITS USED:

INCH

MM

THIS PAGE MAY BE COPIED AND VARIABLES FILLED IN TO COMMUNICATE BASIC DESIGN REQUIREMENTS



SUGGESTED DIAMETER 2.00" +

VARIABLE FEATURES

A: _____

B: _____

C: _____

D: _____

E: _____

HEAVY-DUTY ENDMILLING

COOLANT THRU: YES NO

ADAPTION STYLE: _____

APPLICATION DATA

WORKPIECE MATERIAL: _____

AVG. RADIAL DDC: _____

RPM: _____

FEED RATE: _____

MACHINE TYPE: _____

MACHINE H.P.: _____

MAX. TOOL ASBY. WEIGHT: _____

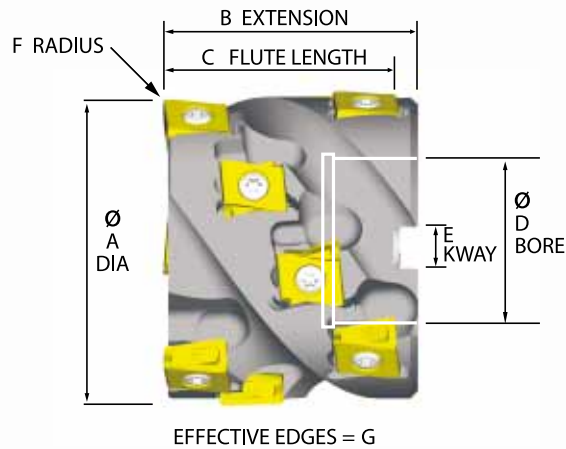
REMARKS

CHECK MEASUREMENT
UNITS USED:

INCH

MM

THIS PAGE MAY BE COPIED AND VARIABLES FILLED IN TO COMMUNICATE BASIC DESIGN REQUIREMENTS



SUGGESTED DIAMETER 2.00" +

HEAVY-DUTY SHELL MILL (FULL EFFECTIVE)

COOLANT THRU: YES NO

APPLICATION DATA

WORKPIECE MATERIAL: _____
 AVG. RADIAL ODD: _____
 RPM: _____
 FEED RATE: _____
 MACHINE TYPE: _____
 MACHINE H.P.: _____
 MAX. TOOL ASBY. WEIGHT: _____

REMARKS

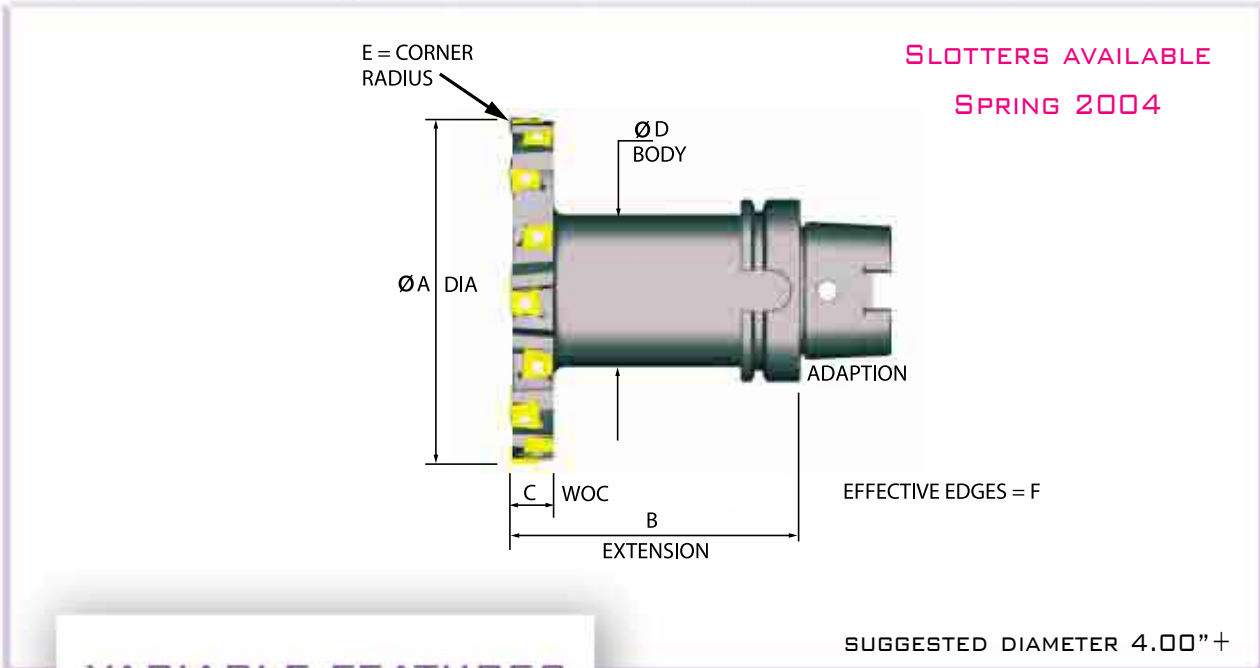
VARIABLE FEATURES

A: _____
 B: _____
 C: _____
 D: _____
 E: _____
 F: _____
 G: _____

CHECK MEASUREMENT UNITS USED:

INCH
 MM

THIS PAGE MAY BE COPIED AND VARIABLES FILLED IN TO COMMUNICATE BASIC DESIGN REQUIREMENTS



VARIABLE FEATURES

- A: _____
- B: _____
- C: _____
- D: _____
- E: _____
- F: _____

SLOTTING/SLABBING AND T-SLOTTING

COOLANT THRU: YES NO

ANVIL POCKET PROTECTION
REQUESTED: YES NO

APPLICATION DATA

- WORKPIECE MATERIAL _____
- AVG. RADIAL DOC _____
- RPM _____
- FEED RATE _____
- MACHINE TYPE _____
- MACHINE H.P. _____
- MAX. TOOL ASSY. WEIGHT _____

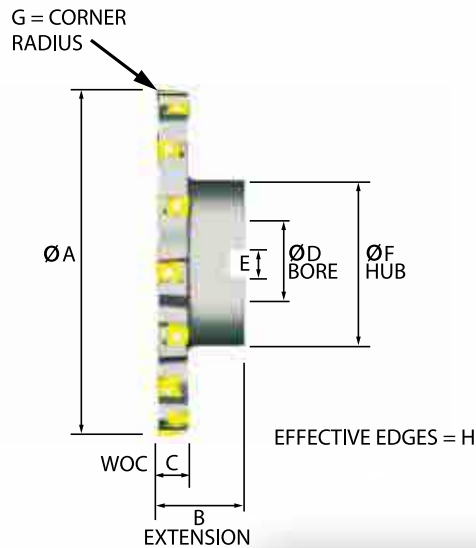
REMARKS

CHECK MEASUREMENT
UNITS USED:

- INCH
- MM

THIS PAGE MAY BE COPIED AND VARIABLES FILLED IN TO COMMUNICATE BASIC DESIGN REQUIREMENTS

SLOTTERS AVAILABLE
 SPRING 2004



SUGGESTED DIAMETER 4.00" +

SLOTTING/SLABBING AND T-SLOTTING

ANVIL POCKET PROTECTION
 REQUESTED:YES NO

APPLICATION DATA

WORKPIECE MATERIAL _____

AVG. RADIAL DOC _____

RPM _____

FEED RATE _____

MACHINE TYPE _____

MACHINE H.P. _____

MAX. TOOL ASSY. WEIGHT _____

REMARKS

VARIABLE FEATURES

A: _____

B: _____

C: _____

D: _____

E: _____

F: _____

G: _____

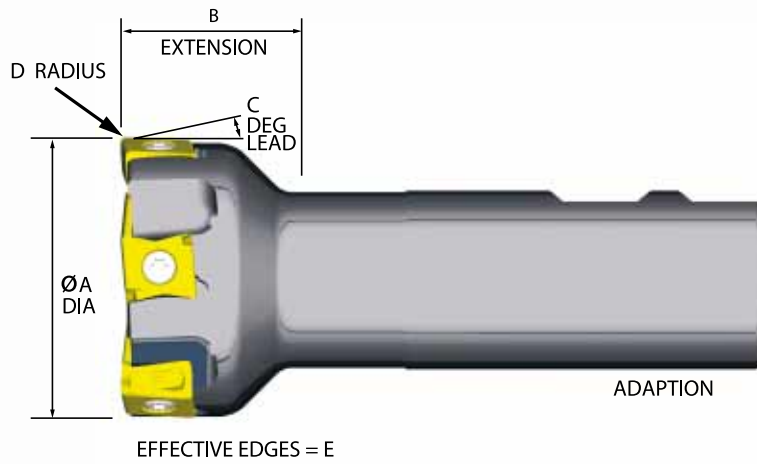
H: _____

CHECK MEASUREMENT UNITS USED:

INCH

MM

THIS PAGE MAY BE COPIED AND VARIABLES FILLED IN TO COMMUNICATE BASIC DESIGN REQUIREMENTS



SUGGESTED DIAMETER 2.00" +

VARIABLE FEATURES

- A: _____
- B: _____
- C: _____
- D: _____
- E: _____

SINGLE STAGE END MILLING

QUANTITY OF INSERTS: _____
 ADAPTION STYLE: _____
 COOLANT THRU: YES NO

APPLICATION DATA

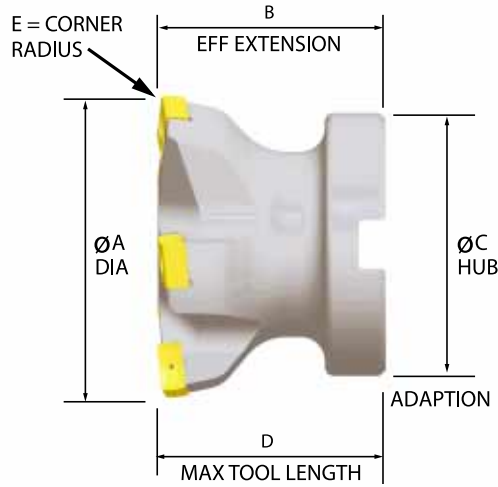
WORKPIECE MATERIAL: _____
 AVB, AXIAL DOC: _____
 RPM: _____
 FEED RATE: _____
 MACHINE TYPE: _____
 MACHINE H.P.: _____
 MAX. TOOL ASSEMBY WEIGHT: _____

REMARKS

CHECK MEASUREMENT
UNITS USED:

- INCH
- MM

THIS PAGE MAY BE COPIED AND VARIABLES FILLED IN TO COMMUNICATE BASIC DESIGN REQUIREMENTS



SUGGESTED DIAMETER 2.50"+

BORING

QUANTITY OF INSERTS: _____

ADAPTION STYLE: _____

COOLANT THRU: YES NO

L-NEST POCKET PROTECTION/
 ADJUSTMENT REQUESTED YES NO

APPLICATION DATA

WORKPIECE MATERIAL _____

AVG. RADIAL DOC _____

RPM _____

FEED RATE _____

MACHINE TYPE _____

MACHINE H.P. _____

MAX. TOOL ASSY. WEIGHT _____

REMARKS

VARIABLE FEATURES

A: _____

B: _____

C: _____

D: _____

E: _____

CHECK MEASUREMENT
 UNITS USED:

INCH
 MM



V-MAX™

Fast and Furious...

Strong, Smooth and Economical Cutting

**SPECIALS
AVAILABLE**



V-MAX Inserts

- On-Edge mounting and thick insert section allow heavy cuts
- Double positive rake face geometry yields unparalleled On-Edge performance
- Lower cutting forces, improved tool life and better surface finish



Engineered Specials

- Boring, plunging, facing and slotting
- Wide range of configurations
- Limited only by your imagination

Member IMC Group
Ingersoll
Cutting Tools

Marketing & Technology Center: 845 S. Lyford Road ■ Rockford, Illinois 61108-2749

Tel: 815.387.6600 ■ Fax: 815.387.6968

e-mail: info@ingersoll-imc.com ■ www.ingersoll-imc.com