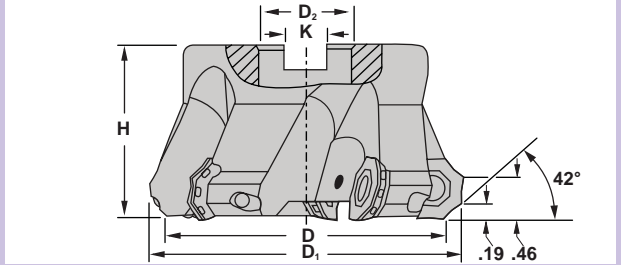



CHASE^oOCTO™ 45° LEAD ANGLE FACE MILL SERIES 5N6L

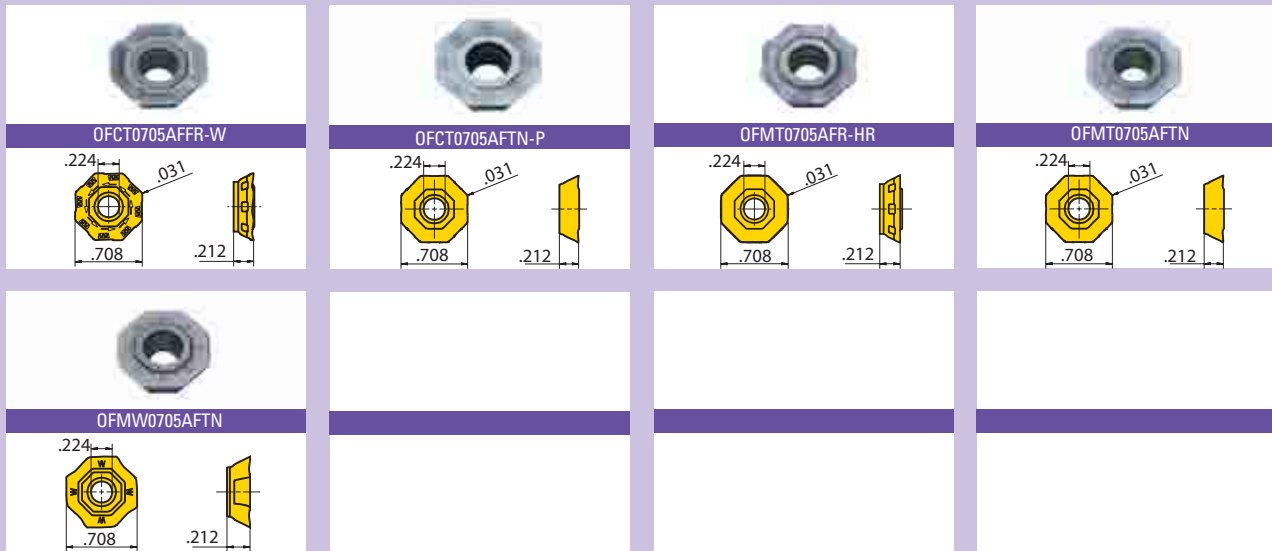
Diameters 2.00"-6.00"	Max Depth of Cut .46"	Insert Corner .19x42°
---------------------------------	---------------------------------	---------------------------------



Cutter Number	D Effective Diameter	D ₁ Overall Diameter	D ₂ Bore Size	K Keyway	H Height	Number of Inserts	Standard Retention Screw	Retention Screw w/ Coolant*
5N6L-20R01	2.000	2.49	0.75	0.31	1.57	3	SD06-46	SD06-89
5N6L-30R01	3.000	3.49	1.00	0.38	1.75	5	SD08-46	SD08-92
5N6L-40R01	4.000	4.48	1.50	0.62	2.38	6	SD12-82	SD12-99
5N6L-60R01	6.000	6.48	1.50	0.62	2.38	10	SD12-82	SD12-99

*Order Separately

INSERTS



Insert Number	Application	Grades					
		IN	30M	1030	2005	2015	2030
OFMT0705AFR-HR	Positive geometry			■			■
OFMT0705AFTN	Semi-Positive geometry			■	■	■	
OFMW0705AFTN	Neutral geometry			■	■	■	
OFCT0705AFFN-P	Polished geometry for Alu		■				
OFCT0705AFFR-W	Wiper			■			

HARDWARE

Insert Screw		Driver	Preset Torque Driver	Torx Bit
Part No.	Torque	Part No.	Part No.	Part No.
SM50-120-30	40 in lbs	DS-T20T	DS-T40-01	DS-T20-B1